

Occupation Analysis - Business / Management Analyst

Provides strategic management consulting to companies and businesses. Advises on ways to improve operations, increase efficiency, reduce costs and increase revenues; may recommend systems or organizational change. May specialize in an area of business practice or a specific industry; may also specialize in consulting with government agencies.

Common job titles: Business Analyst, Senior Business Analyst, Program Analyst, Consultant, Management Analyst

Active Selections: Nationwide, Business / Management Analyst

Overview

Job Metrics

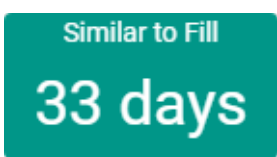
Job Postings
Last 12 Months



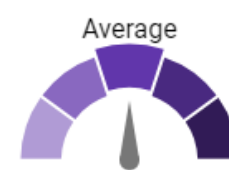
Projected Growth
10 Years



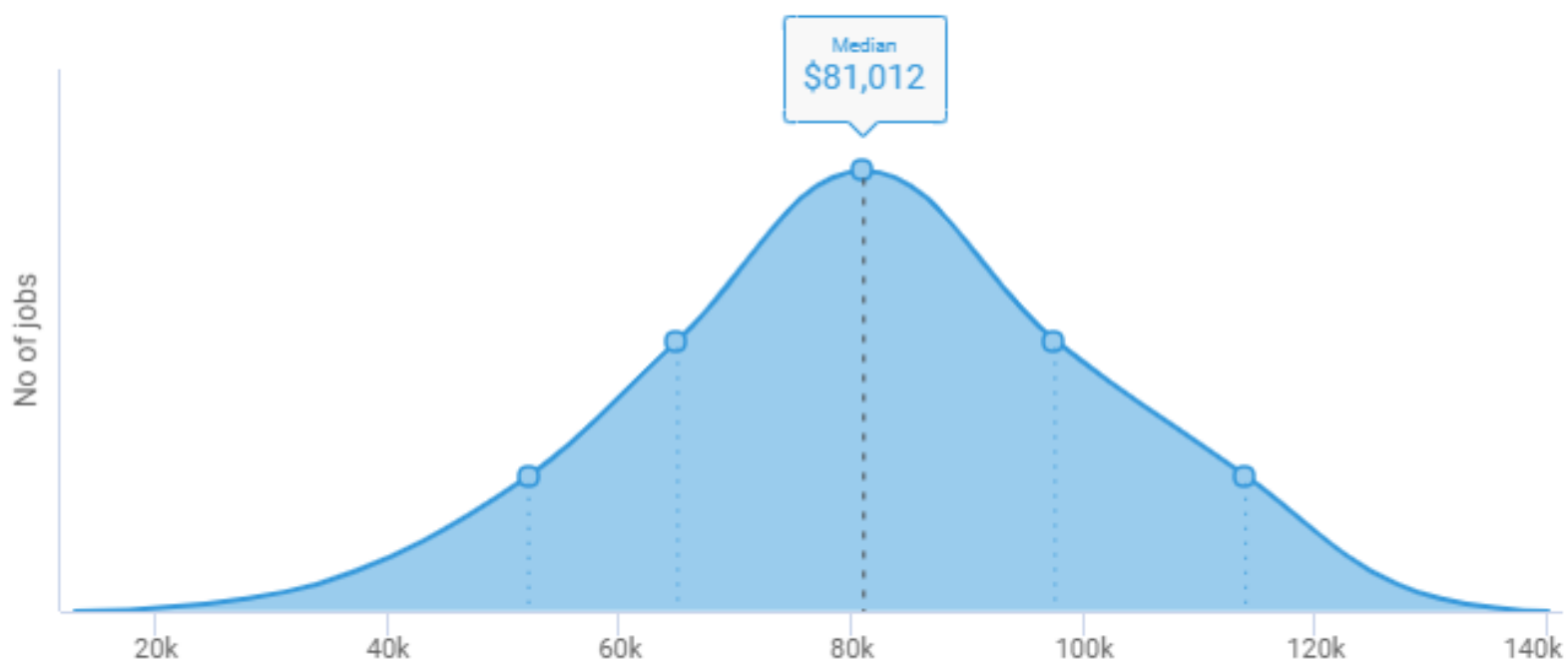
Time To Fill



Location Quotient

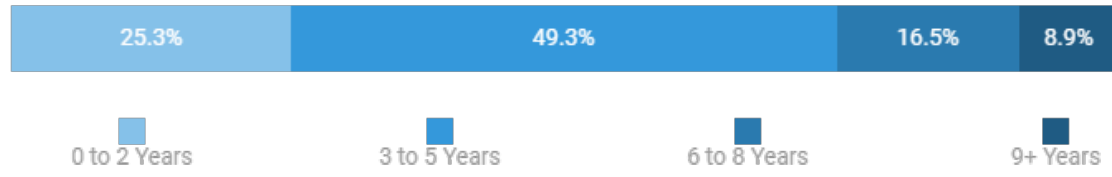


Salary Overall

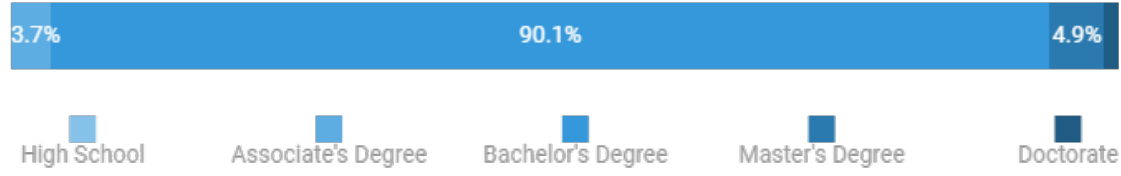


Job Qualifications

Years of Experience



Education Level



Frequency Requested

Certification

Occasionally

Sometimes

Often

Security Clearance	<input checked="" type="radio"/>	<input type="radio"/>	<input type="radio"/>
Project Management Certification	<input checked="" type="radio"/>	<input type="radio"/>	<input type="radio"/>

Top Skills

Specialized Skills

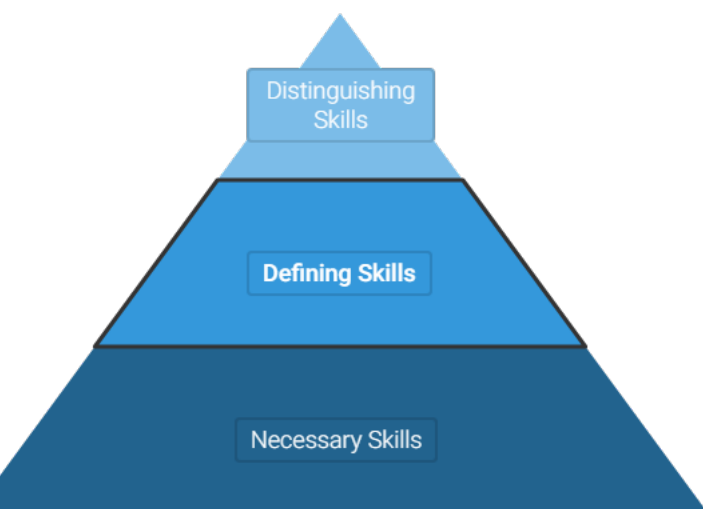
Business Analysis
Project Management
Business Process
SQL
Budgeting
Customer Service
Data Analysis

Baseline Skills

Communication Skills
Microsoft Excel
Problem Solving
Teamwork / Collaboration
Planning
Research
Writing

Skills Explorer

Occupational Skills for Business / Management Analyst



An occupation's Defining skills represent the day-to-day tasks and responsibilities of the job. An employee needs these skills to qualify for and perform successfully in this occupation.

[Learn more](#) about Occupational Skill Categories

Skill	Skill Type	Occupational Skills Category	Salary Premium	Job Postings Requesting Last 12 months	Projected Growth 2 Years
Business Analysis	Specialized	Defining		108710	-4.6%
Project Management	Specialized	Defining		66883	-2.0%
Business Process	Specialized	Defining		62119	-2.6%
Microsoft Visio	Software and Programming	Defining		19145	-11.4%
Change Management	Specialized	Defining		18795	+4.7%

Top Requested Skills for Business / Management Analyst

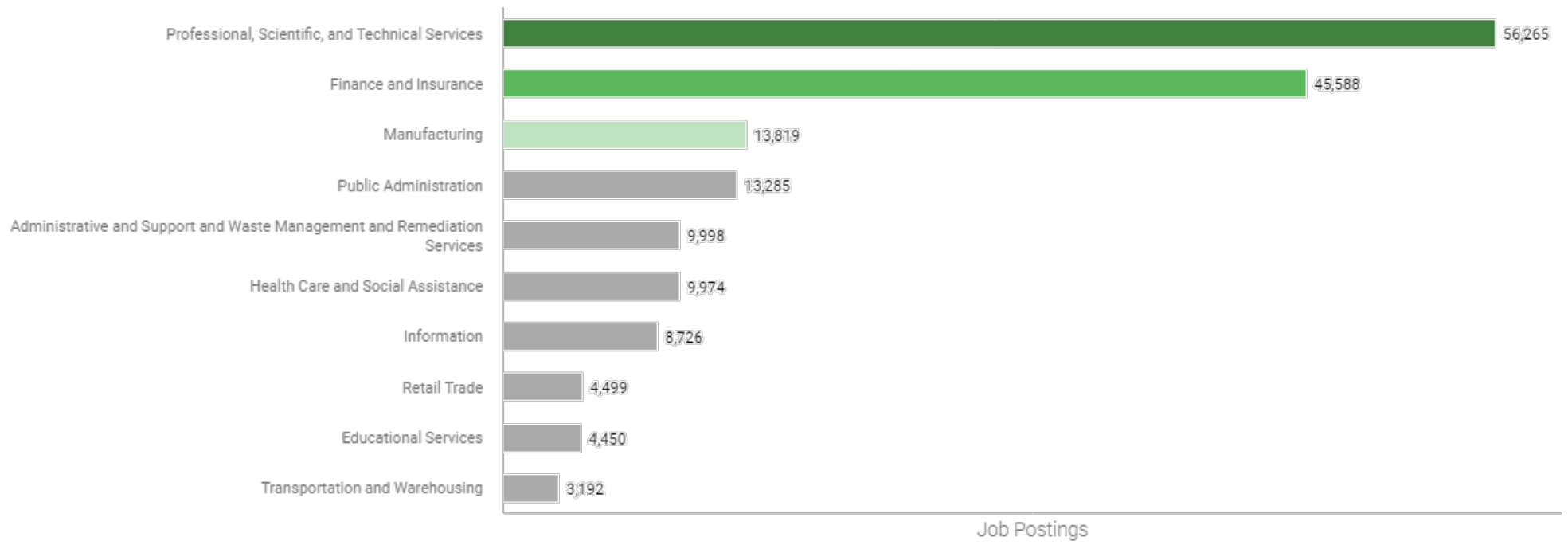
Skill	Skill Type	Occupational Skills Category	Salary Premium	Job Postings Requesting Last 12 months	Projected Growth 2 Years
Communication Skills	Baseline	NA		108947	
Business Analysis	Specialized	Defining		108710	-4.6 %
Microsoft Excel	Software and Baseline	NA		66935	
Project Management	Specialized	Defining		66883	-2.0 %
Business Process	Specialized	Defining		62119	-2.6 %
Problem Solving	Baseline	NA		60377	
Teamwork / Collaboration	Baseline	NA		60126	
Planning	Baseline	NA		55606	
Research	Baseline	NA		46450	
Writing	Baseline	NA		46307	
Microsoft Office	Software and Programming	NA		42196	+0.3 %
Microsoft Powerpoint	Software and Programming	NA		36560	-2.1 %
SQL	Software and Programming	Necessary		36258	-3.2 %
Detail-Oriented	Baseline	NA		34990	
Organizational Skills	Baseline	NA		33803	
Written Communication	Baseline	NA		32462	
Budgeting	Specialized	Necessary		30374	-2.1 %
Customer Service	Specialized	Necessary		25834	+9.6 %
Data Analysis	Specialized	Necessary		24327	+4.6 %
Presentation Skills	Baseline	NA		24098	
Building Effective	Baseline	NA		23485	

Relationships					
Creativity	Baseline	NA		23376	
Analytical Skills	Baseline	NA		22964	
Process Improvement	Specialized	Necessary		22167	+2.4 % 
Scheduling	Specialized	Necessary		20930	+0.9 % 
Microsoft Word	Software and Programming	NA		20146	
Microsoft Visio	Software and Programming	Defining		19145	-11.4 % 
Change Management	Specialized	Defining		18795	+4.7 % 
Software Development	Software and Programming	NA		18648	-4.9 % 
Troubleshooting	Baseline	NA		17510	
Verbal / Oral Communication	Baseline	NA		17407	
Project Planning and Development Skills	Specialized	NA		17264	-5.3 % 
Time Management	Baseline	NA		17180	
Business Development	Specialized	NA		16601	+1.3 % 
Quality Assurance and Control	Specialized	NA		16511	+0.3 % 
Multi-Tasking	Baseline	NA		16446	
Information Systems	Specialized	NA		15396	-7.7 % 
Oracle	Software and Programming	NA		14875	-4.9 % 
Customer Contact	Specialized	NA		14755	+1.5 % 
SAP	Software and Programming	NA		13558	+9.4 % 
Business Administration	Specialized	NA		13212	-3.1 % 
Meeting Deadlines	Baseline	NA		12799	
Leadership	Baseline	NA		12729	
Enterprise Resource Planning (ERP)	Software and Programming	NA		12710	+4.6 % 
Scrum	Software and Programming	NA		12653	+19.5 % 
Computer Literacy	Baseline	NA		12515	
Self-Starter	Baseline	NA		12496	
Systems Development Life Cycle (SDLC)	Software and Programming	NA		12442	-8.5 % 
Accounting	Specialized	NA		12383	-1.3 % 
Business Systems Analysis	Specialized	NA		12234	+1.7 % 

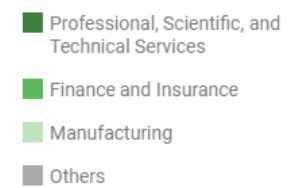
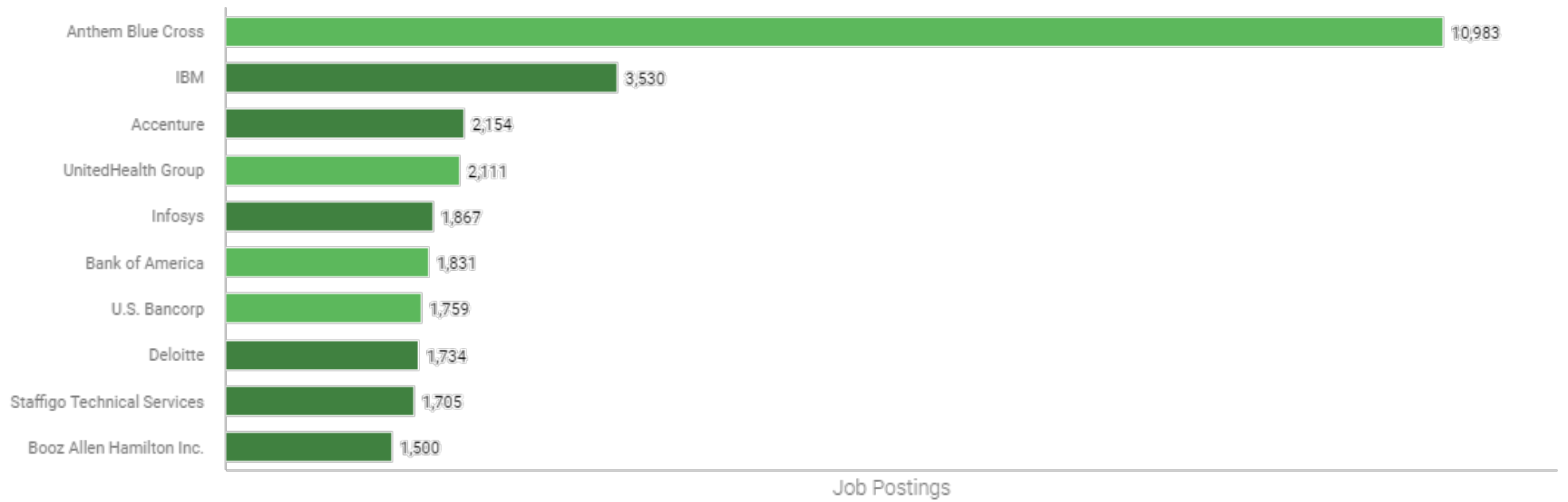
Employers & Industries

Top Industries

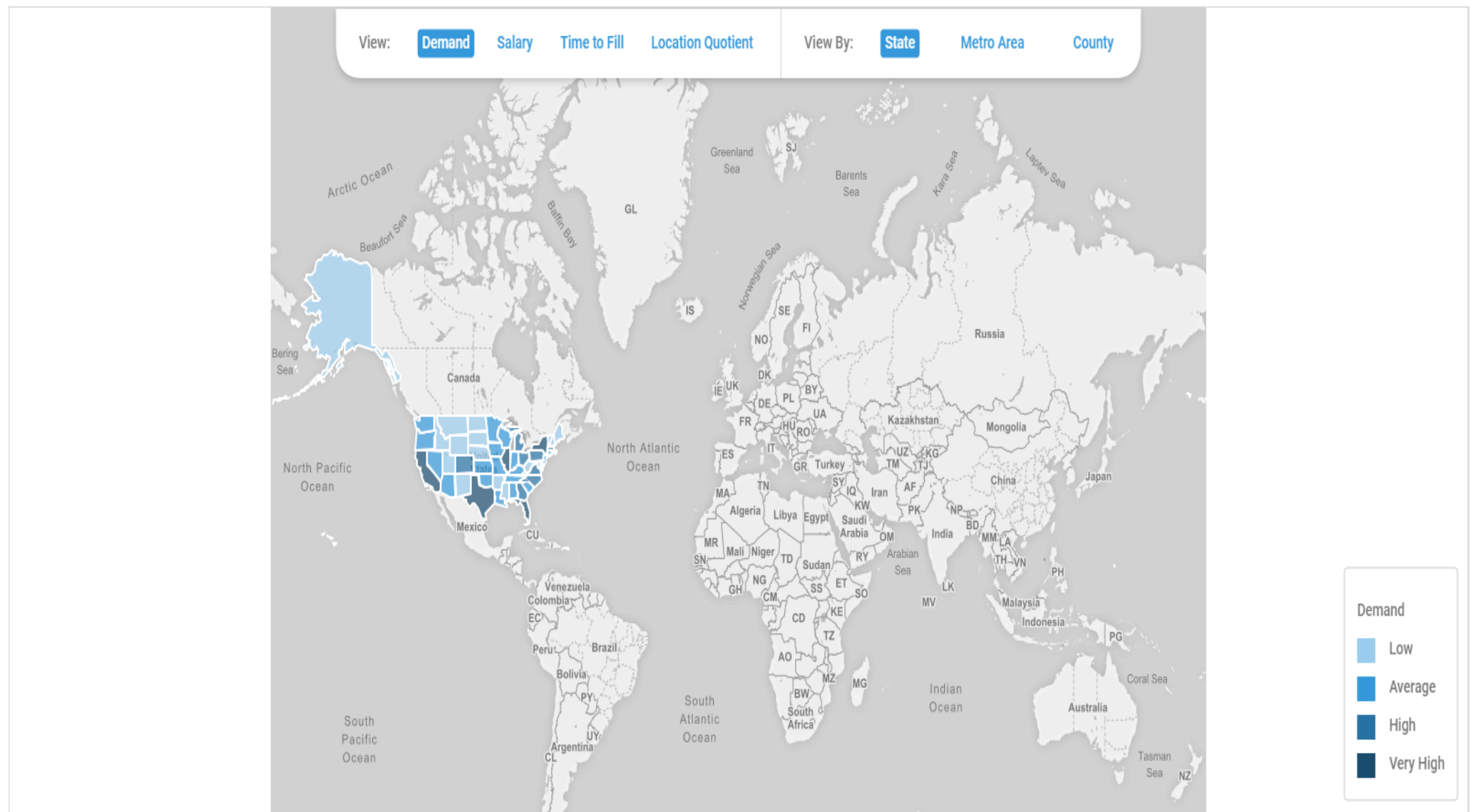
2-digit NAICS





























Top Employers



Top Locations



State	Job Postings Last 12 months	Median Salary	Time to Fill Days	Location Quotient
California	38,398	\$88k	39	1.2 ▬
Texas	23,841	\$81k	31	1.1 ▬
New York	16,518	\$85k	35	1.0 ▬
Virginia	13,997	\$83k	35	1.9 ▲
Florida	12,689	\$74k	30	0.8 ▼
Illinois	11,610	\$83k	36	1.0 ▬
North Carolina	11,085	\$82k	27	1.4 ▲
Georgia	10,118	\$84k	33	1.3 ▲
New Jersey	9,086	\$87k	35	1.2 ▬
Pennsylvania	8,918	\$78k	38	0.8 ▼
Ohio	8,758	\$80k	30	0.9 ▬
Massachusetts	8,686	\$86k	36	1.3 ▲
District of Columbia	8,401	\$86k	35	5.9 ▲
Minnesota	6,816	\$79k	30	1.3 ▲
Colorado	6,489	\$79k	28	1.3 ▲
Maryland	6,476	\$81k	38	1.3 ▲
Arizona	6,439	\$77k	27	1.3 ▲
Michigan	6,382	\$78k	30	0.8 ▼
Washington	6,090	\$80k	37	1.0 ▬

Missouri	4,810	\$77k	35	0.9 
Wisconsin	4,280	\$72k	29	0.8 
Tennessee	4,203	\$76k	33	0.8 
Indiana	3,508	\$73k	35	0.6 
Connecticut	2,952	\$84k	33	0.9 
Oregon	2,913	\$77k	31	0.8 
Iowa	2,214	\$77k	25	0.7 
Alabama	2,042	\$74k	34	0.6 
South Carolina	1,843	\$71k	28	0.5 
Nevada	1,774	\$70k	26	0.7 
Kentucky	1,652	\$72k	33	0.5 
Kansas	1,522	\$66k	32	0.6 
Nebraska	1,496	\$70k	31	0.8 
Louisiana	1,492	\$72k	27	0.4 
Oklahoma	1,465	\$68k	29	0.5 
Utah	1,278	\$70k	30	0.5 
Delaware	1,085	\$78k	32	1.3 
Rhode Island	840	\$79k	32	0.9 
Hawaii	768	\$76k	35	0.6 
New Mexico	762	\$64k	29	0.5 
Arkansas	717	\$69k	31	0.3 
Idaho	606	\$74k	29	0.5 
Maine	546	\$78k	26	0.5 
Mississippi	425	\$70k	32	0.2 
New Hampshire	419	\$76k	28	0.3 
West Virginia	340	\$77k	31	0.3 
Alaska	272	\$79k	31	0.4 
South Dakota	259	\$65k	34	0.3 
Montana	251	\$66k	30	0.3 
Vermont	246	\$75k	26	0.4 
North Dakota	184	\$78k	39	0.2 
Wyoming	124	\$66k	26	0.2 
Puerto Rico	95	\$62k	34	0.1 
Virgin Islands	55	\$87k	34	0.8 
Guam	4	\$81k	34	0.0 

Related Jobs

Salary



Job Postings Last 12 Months

Very High Demand

268,408

Projected Growth 10 Years

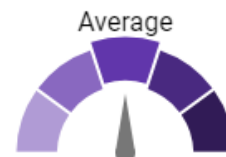


Time To Fill

Similar to Fill

33 days

Location Quotient



Source: Bureau of Labor Statistics (Projected Growth) and Burning Glass analysis

Related Jobs

